

**Design  
& Build**

# METAL LAB FURNITURE



**BONLAB**  
LABORATORY FURNITURE +

**A SINGLE POINT OF  
RESPONSIBILITY FOR  
DESIGN AND CONSTRUCTION  
OF LABORATORIES**

[www.bonlabin.com](http://www.bonlabin.com)



BONlab the brand since 2006 is eminent in the field of designing and furnishing of laboratories. BONlab is growing fast today, because that intuitively understands their customers and make brave, iconic moves that delight and deliver in new ways.



At BONlab, we provide the best high quality furniture's with technological advancement. We construct and provide services for a variety of laboratory furniture's and equipment's including complex technical furniture's, Fume filtering systems, stainless steel furniture, laboratory gas distribution systems, etc. Our products can be constructed in different configurations to perfectly fit your space and storage requirements, nature of the laboratory, flexibility and most importantly, budget.

## METAL LABORATORY FURNITURE


Metal laboratory furniture is designed to provide a safe and secure workspace. It is corrosion-resistant and highly durable, and is built to withstand the rigorous demands of laboratory environments. It also has features such as adjustable shelves, adjustable heights, and easy-to-clean surfaces.



Download  
Our products  
catalogues



follow us on social media for updates



We specialize in the design and fabrication of custom metal laboratory furniture, including lab benches, casework, and shelving. Our metal laboratory furniture is designed to meet the specific needs of each individual laboratory, and is constructed with the highest quality materials and craftsmanship.

Our products are built for durability and stability, with a focus on safety and ergonomics. We offer a wide range of customization options to ensure that you have the right product for your lab.

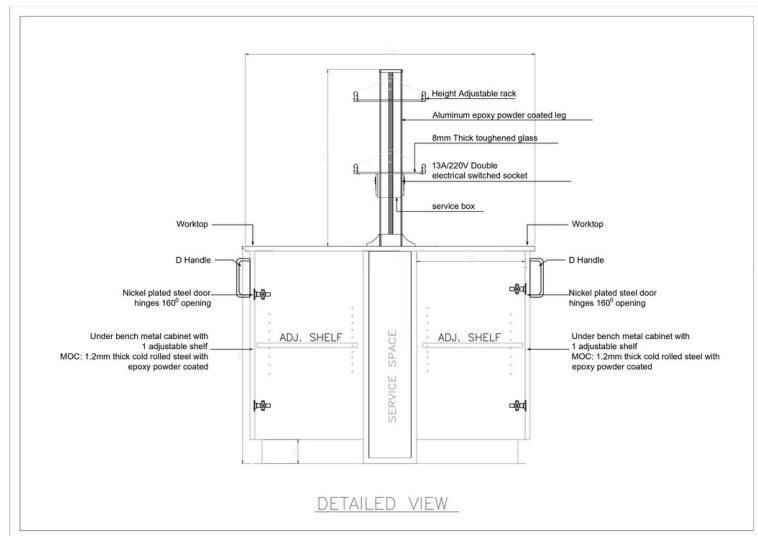


**FABRICATION SYSTEM - SERIES**

**STREAM m-1** SERIES

The STREAM- M1 series furniture range is a fixed system. Solid worktops are fixed on pedestal units. This system does not required any framework and suits permanent benching particularly with services.

This system is suitable for laboratories that face few and minor changes during their lifetime. Under bench cabinets can be used to support worktops, without need to use C' or H-type frames

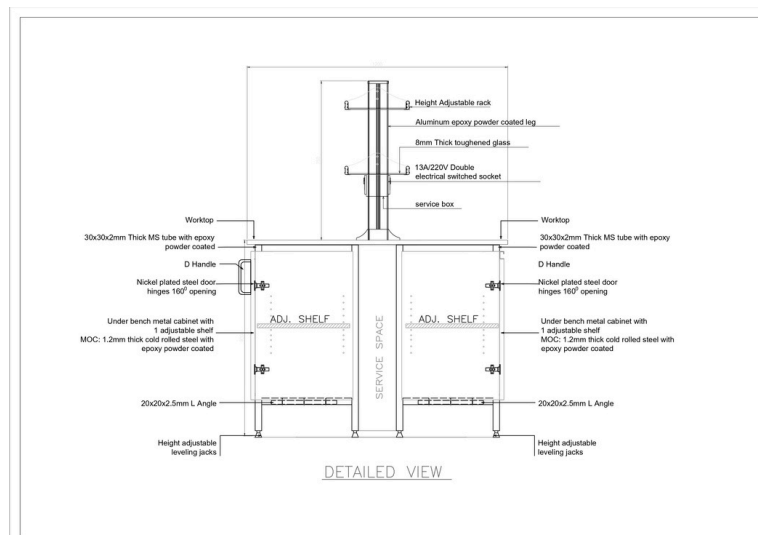


**STREAM m-2** SERIES

The STREAM- M2 series is designed with hygiene in mind, Worktops are supported on Metal H' Frame (made of 30 / 40 mm square tubes) which provides easy cleaning for floors. An ideal solution for hospitals or infection-control labs.

All frames are welded to withstand high bearing loads, and also frames are epoxy powder coated for protection against chemical spills and corrosion.

BONLAB STREAM- M2 series system can be reinforced or adapted for heavier load bearing purposes

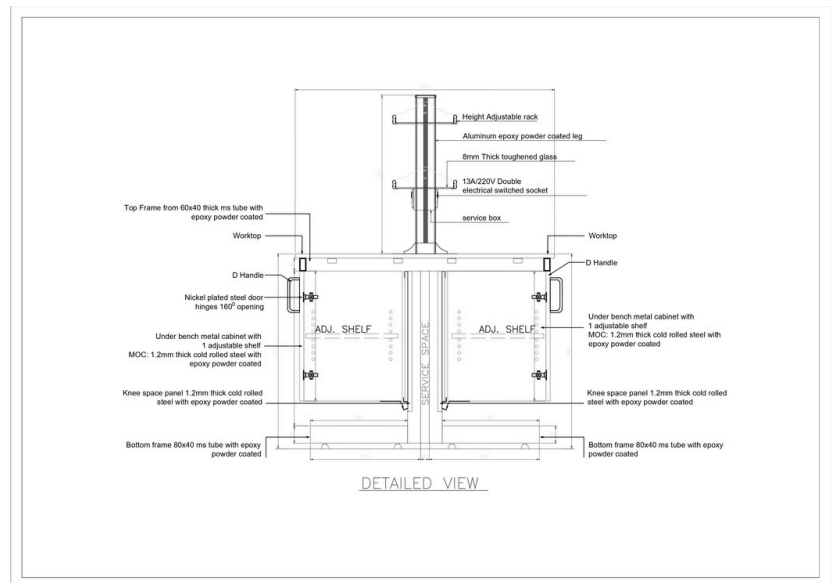


**FABRICATION SYSTEM - SERIES**

**STREAM M-3 SERIES**

The STREAM-M3 series are similar to STREAM-2 while the metal frames are C' type Cantilevered and suspended under bench cabinets are hanging on the frame.

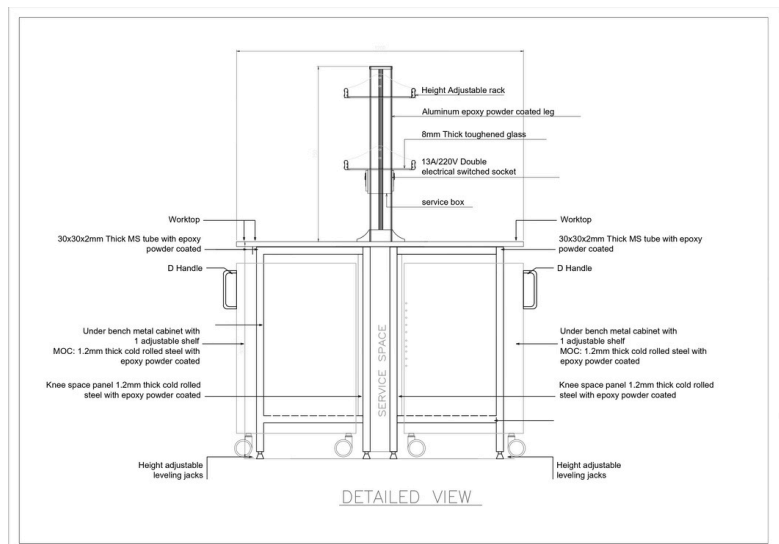
BONLAB STREAM- M3 series is the ideal solution for hospitals or infection control laboratories where it is essential that dirt, dust and other contaminates do not collect around and underneath laboratory furniture.



**STREAM M-4 SERIES**

The STREAM-M4 under bench furniture series is a robust furniture system on braked castors that can easily be moved around your laboratory. This series will be a combination of STREAM M1, M2 and M3.

Front castors of each mobile units are with brake. The frame works of furniture benches have fine-adjust leveling footing. BONlab STREAM-M4 series will provide quality and style to any space.



## **METAL LABORATORY FURNITURE**

### **MATERIAL SPECIFICATIONS**

#### **METAL CASEWORK**

Casework shall consist of prime furniture steel, stretcher or roller leveled, free of scales, buckles, or other defects; ASTM A366, Class1 (matte) finish.

Steel laboratory furniture components shall be provided of following standard gauges:

- 1.16 GAUGE: Intermediate horizontal rails, drawer slide bracket, cross beam and rails, top gussets.
- 2.18 GAUGE: Sides, ends, fixed backs, bottoms, tops, soffits, outer door and outdrawer pans, vertical posts, uprights, and glazed door members.
- 3.20 GAUGE: Drawer body and inside panel, door inside panels, security panels, and internal door panels. Sink supports Reinforcement shall be added or 18-gauge material used for shelves over 36 inches long.



## MATERIAL SPECIFICATIONS



### FABRICATION

**BASE UNITS AND WALL CASES:** Each unit shall have a completely welded shell assembly. End panels and back shall be formed of one piece, wrap-around design, with front post channel, and internal rear reinforcing posts to provide rigidity and strength. Front posts shall be fully closed and shall have a full height reinforcing upright containing shelf adjustment holes and providing vertical rabbet for doors and drawers. Rear internal posts shall contain shelf clip adjustment holes.

**REMOVABLE BACKS:** Cupboard base units shall have integral fixed backs of one piece, formed as part of the cabinet body, with access panels removable with the use of common tools. Sink cabinets shall have a lowered back to accommodate plumbing connections.

**FIXED BACKS:** Drawer units or section of unit devoted to drawers shall have integral fixed backs of one piece with access hole in back. Wall cases shall have integral fixed backs of one piece. Upper and tall cases shall have formed back panels for strength.

**BOTTOM:** All base unit case bottoms shall be one-piece construction. Fixing piece for adjustable feet is in 2.0-2.5mm thickness.

**TOP RAIL:** Top rails shall be flush at front of unit.

**TOE SPACE:** Integral toe space on base cabinets shall be 4 inches high x 3 inches deep. Base corners shall have die formed gussets of 11-gage steel. Leveling screw for each corner shall be M10 and have integral bottom flange.

**BASE CABINET WITH DOUBLE DOORS:** Four-foot base cabinets with double swinging doors shall provide full access to cupboard interior.

**WALL CASES:** Units shall have fixed backs.

**DRAWERS:** Drawer bodies shall be of one-piece construction including the bottom, two sides, back and inner front. Interior bottom shall be coved on all four sides for easy cleaning.

**METAL LABORATORY FURNITURE****MATERIAL SPECIFICATIONS**

**DRAWER FRONTS:** Drawer fronts shall be double-wall construction, 3/4- inch thick, and sound deadened. All interior surfaces shall be painted before assembly. Top front corners shall be welded and ground smooth.

**DRAWER GUIDES:** Drawer suspension shall be heavy-duty with coved raceways for self-centering of drawer. Drawer run with coved raceway shall be welded to drawer body. Case channel with coved raceways shall be fastened to case with screws. Drawers shall have rounded nylon tired, ball bearing rollers which fit raceways of drawer suspension. Drawers can in full open position, self- closing feature can be provided. Drawers shall be provided with rubber bumpers for cushioned closing. File drawers shall have full extension slides for full access and operation.

**HINGED DOORS:** Hinged doors shall be steel. Doors shall be double wall telescoping box construction, 20mm thick with front panel and inner liner. Front panel shall have steel hat channel reinforcement welded inside. All shall have integral fixed backs of one piece. Upper and tall cases shall have formed back panels for strength. All interior surfaces shall be painted for protection from corrosion. Door shall be sound deadened on interior. Hinges shall be removable. Hinges welded to door or to case are not acceptable. Door closing action shall be against rubber bumpers. Doors up to 36 inches high shall have two hinges, and doors over 36 inches shall have three hinges.

## MATERIAL SPECIFICATIONS

**SOLID SLIDING OR FRAMED GLAZED DOORS:** Solid sliding or framed glazed doors shall be double wall construction. All sliding doors shall be hung with rounded nylon tired sleeve bearing rollers, operating in formed steel top hung track. Doors shall have stainless steel flush pulls. Doors shall close against rubber bumpers and shall be removable.

**UNFRAMED GLASS SLIDING DOORS:** Unframed glass sliding doors shall be nominal 7/32-inch thick float glass with ground edges, set in extruded aluminum shoe with integral pulls and wheel assemblies, sliding in a top and bottom extruded aluminum track. Rubber bumper stops shall be provided for doors at fully opened and closed positions.

**GLAZED SWINGING DOORS:** Glazed swinging doors shall consist of 7/32-inch thick glass panels and sliding doors shall consist of 7/32-inch thick glass panels set into continuous vinyl glazing retainer and framed with top, bottom, and side framing members.

**ADJUSTABLE SHELVES:** All removable shelves shall be adjustable on 1/2-inch centers. Shelves shall have four sides formed down 3/4 inch and front and back return formed 1/2 inch. Shelves over 36 inches long shall have welded full width hat channel reinforcement.



## MATERIAL SPECIFICATIONS



### CASEWORK FINISH:

Reagent resistant electrostatically applied epoxy powder coating finish shall be provided on all steel equipment in accordance with the following specifications:

All metal shall be spray cleaned with a heated cleaner/phosphate solution and pretreated with iron phosphate spray followed by a neutral finish seal prior to application of final finish. The strength of each solution shall be monitored by titration to insure consistent quality. Treatment shall be performed in stages as follows:

- a. Cleaner/phosphate spray.
- b. Water rinse.
- c. Neutral final seal.

All treated parts shall be immediately dried in heated ovens and gradually cooled before application of the finish. Treated metal parts shall be clean and properly prepared to provide optimum adhesion of finish and resistance to corrosion.

Finish for metal equipment shall be a high-grade laboratory furniture quality, chemical resistant baked epoxy powder coat of color selected from the manufacturer's standard colors, electrostatically applied. Powder coating shall be baked in a controlled high temperature continuous oven, assuring uniform curing to a smooth, hard satin finish.

All surfaces, exterior or interior, exposed to view, shall receive sufficient powder coat to achieve an average 1.5 mil film thickness with a minimum 1.2 mil film thickness and shall have smooth satin luster.

Backs of cabinets and other surfaces not exposed to view shall have sufficient powder coat to achieve an average 1.0 mil film thickness.

All drawer bodies shall be finished in matching or harmonizing color.

Concealed interior parts shall receive corrosion-resistant treatment.

## MATERIAL SPECIFICATIONS



### CASEWORK HARDWARE AND ACCESSORIES

#### HINGES (METAL):

Hinges shall be institutional type with five knuckles, no less than 2-1/2 inches long, with each leaf drilled for three attachment screws. Hinge shall be of Type 302 or Type 304 stainless steel with hinge barrel only projecting beyond face of cabinet.

#### PULLS:

Pulls shall be extruded aluminum/stainless steel with clear anodized finish, mounted on 4- 1/4-inch centers for swinging doors and drawers. Semi-recessed stainless steel flush design pull shall be provided on solid and framed sliding doors.

#### DOOR CATCHES:

Door catches shall be adjustable, spring actuated, nylon roller type/high quality PP. Magnetic catches or catches permitting rebound opening, are not normally used.

Elbow catches shall be spring type of cadmium-plated steel with strike.

#### DRAWER STOPS:

Drawer stops shall be designed to permit easy removal, and yet prevent inadvertent drawer removal. Stops shall be provided on all drawers.

## **METAL LABORATORY FURNITURE**

### **MATERIAL SPECIFICATIONS**

#### **DRAWER AND CUPBOARD LOCKS:**

Drawer and cupboard locks, where specified, shall be Master Key or Grand Master Key System.

Locks where specified, shall be 5-pin tumbler, heavy-duty cylinder type. Exposed nose shall be satin nickel plated and stamped with identifying numbers. Two keys shall be furnished with each keyed to a different lock or lock series. Key shall be 3/32-inch thick minimum, stamped brass. Keys shall be available from manufacturer or registered locksmiths only.

#### **LEG SHOES:**

Leg shoes shall be extruded vinyl or rubber, black, with provision for floor lip.

#### **ADJUSTABLE SHELF SUPPORTS (METAL):**

Adjustable shelf supports shall be of die-formed steel, zinc plated, designed to engage in shelf adjustment holes on nominal 1/2-inch centers.



## WORKTOPS & ACCESSORIES

### STAINLESS STEEL

Stainless steel is extremely durable, stain resistant, will not chip or fade, easy to clean, and 100% recyclable. We usually use 304 or 316 grade Stainless steel for specific applications. Integral fixing of SS sinks and backsplash is standard with our tops.

### POLY POLYPROPYLENE

Polypropylene worktop has good level of chemical resistance recommended for moisture and wet areas.


Custom made worktops available from 3mm thick to 15mm thick Polypropylene sheets backed with 18mm to 36mm plywood worktops and hot melt glued PVC edging.

### GRANITE

Granite worktop made of granite of minimum 19mm thickness .The exposed edges shall be round molded. All worktops shall be with 100mm backsplash on walls of same thickness.

### LAMINATED PLYWOOD

Laminated Plywood is mainly using for office and dry work areas, computer lab. Plywood worktop made of 24 mm BWP (Boiled Water Proof) plywood laminated with 0.9 mm thick High Pressure Laminate on both sides. The lamination is done with hot press with minimum of 90 tones pressure. All worktops shall have 3mm thick hot melt glued PVC edging and 100mm glued back splash for wall benches.



## OTHER ACCESSORIES

### RE AGENT RACKS



BONlab offers a wide range of Re Agent racks suitable for the modern time laboratories.

Reagent shelving rack made of sturdy alloy aluminum extrusion framework. The shelves / platform can be equipped with toughened glass or TRESPA TOPlab panel for stain and corrosion resistance reagent storage. The rack height is adjustable as per requirements



**FUME HOOD AND EXTRACTION SYSTEMS**



For more information  
Download PDF  
page for  
FUMEHOOD



A Laboratory fume hood (Fume cupboard) is a type of local exhaust ventilation system inside the laboratory. It is a typical enclosed cabinet except front face. The front opening will be equipped with a moving sash made out of toughened / safety glass. Air is drawn in to the hood under, through the opened sash and is exhausted through openings in the rear & top of the cabinet to a remote point such as an exhaust stack on the roof of the building.

A laboratory fume hood is equipped with a baffle designed to control air flow patterns within the enclosure and manage an even distribution of air at the opening. When connected to properly designed exhaust system, the fume hood will carry the undesirable effluents -generated within the enclosure during a laboratory procedure-away from laboratory personnel. When used properly, they can provide an effective backup safety device for the containment and exhaust of toxic, offensive or flammable materials.

**DESIGNING**

We create design, based on your need.



**MANUFACTURING**

Manufacturing, complying to International standards



**INSTALLATION**

Responsible installations & after sales services



**FUME EXTRACTORS / SUCTION ARMS****FUMEX - ME**

The ideal extractor for laboratory environments  
The unique joint design of the Fumex ME results in a very low pressure drop, which produces many valuable benefits:

**MEX AA**

Telescopic local extractor for atom absorption apparatus  
MEX AA is specially developed for the extraction of airborne pollutants at high temperatures generated from atom absorption apparatus.

**FUMEX - MF**

MF Mobile filter for welding smoke and fine dust in temporary workplaces  
A flexible filter for use in temporary welding operations  
High cleaning efficiency  
Powerful extraction capacity

**MiniTEX**

MiniTEX For workplaces requiring the market's lowest pressure drop  
Suitable in environments where the extractor can be incorporated in the same extraction system as other products with a low pressure drop such as fume cabinets or existing ventilation systems

## STAINLESS STEEL FURNITURE

We offer the widest variety of custom made Stainless steel furniture like as Cleanroom tables, Pass thru boxes, workstations, work benches, storage cabinets etc.

The easy cleaning ability of steel furniture makes it the first choice for strict hygienic conditions. Stainless steel is basically inert to most of the acids/alkali's released by foods, vegetables, additives etc.. It does not normally get pitted, thus avoiding the worst chance for bacterial infection.



For more information about Stainless Steel Furniture



## STAINLESS STEEL FURNITURE

### CLEAN ROOM

All are designed and manufactured in specifically for cleanroom use. A wide range of stainless steel furniture from step over benches to workstations and more, suitable for gowning and cleanroom use. All products are made of 304-grade stainless steel as standard and 316-grade to suit those requiring a more intense wipe down procedure.







## OUR SERVICES

- \* Laboratory furniture and service systems.
- \* Fume hoods & Extraction arms
- \* Ventilation & airflow systems.
- \* Safety storage cabinets flammables
- \* Emergency eye washes & safety showers
- \* Fume filtering systems.
- \* Mobile laboratory in vehicles

## WE DO DESIGNING AND COMMISSIONING OF TECHNICAL FURNISHING SOLUTIONS

- \* Educational institutions
- \* Food industries
- \* Testing laboratories,
- \* Research laboratories,
- \* Treatment plant
- \* Petroleum laboratories
- \* Oil laboratories
- \* Health care & hospital
- \* Paint laboratories
- \* Cement industries
- \* Textiles and garments
- \* Agricultural laboratories,
- \* Fisheries laboratories
- \* Veterinary laboratories
- \* Computer labs
- \* Archaeological
- \* Micro biological
- \* Film industries,
- \* Forensic laboratories,
- \* Container and mobile labs

 **OUR PARTNERS**



DISCLAIMER

The plans, images, specifications and other details given in this brochure are only indicative and the developer reserves the right to change any or all of these in the interest of the project or development. This document does not constitute an offer or any contract of any nature whatsoever. Any purchases/ legal agreement or document/s in any project shall be governed by the terms and conditions of the agreement entered into between the parties and no details mentioned in this document shall govern the transaction.

## CONTACT US

follow us on social media for updates



### BON FURNITURE INDUSTRIES LLC

P.O. Box 66902, Emirates Industrial City, SHARJAH – UNITED ARAB EMIRATES

Tel: +971 6 5569188, Mobile: +971 50 6703704, +971 52 6475053, E-mail: [sales@bonlabin.com](mailto:sales@bonlabin.com)

#### KINGDOM OF SAUDI ARABIA

Integrated Modern Scientific Supplies LLC  
Riyadh-11323, Kingdom of Saudi Arabia  
Mobile: +966 11 293 1199  
E-mail: [sultan@gulfbioanalytical.com](mailto:sultan@gulfbioanalytical.com)

#### KUWAIT

Karthik International  
Farwaniya, Kuwait  
Mobile: +96565676560  
E-mail: [karuthala@gmail.com](mailto:karuthala@gmail.com)  
E-mail: [karthikintl77@gmail.com](mailto:karthikintl77@gmail.com)

#### ETHIOPIA

More Tech  
Addis Ababa, Ethiopia  
Mobile: +251 988899395  
Mobile: +251 911405499  
Mobile: +251 116676999  
E-mail: [tsegaye9@gmail.com](mailto:tsegaye9@gmail.com)  
E-mail: [sales@labethiopia.com](mailto:sales@labethiopia.com)

#### INDIA

Leifark Industries LLP  
Bengaluru Rural, Karnataka, India  
Mobile: +91 8904035533  
E-mail: [contact@bonlabin.com](mailto:contact@bonlabin.com)

#### SULTANATE OF OMAN

Lab Gulf  
Al Watayya, Muscat- Oman  
Mobile: +968 79204183  
E-mail: [sales@labdesignme.com](mailto:sales@labdesignme.com)

#### UNITED KINGDOM

Coral Laboratories & Chemicals Trading UK LTD  
Canary Wharf, London, United Kingdom  
Mobile: +44 7436593126  
E-mail: [coral@corallab.co.uk](mailto:coral@corallab.co.uk)

#### QATAR

Falkland Electricals & Trading Co. W.L.L  
Doha, State, Qatar  
Mobile: +974 3363 4872  
Mobile: +974 44166493  
Mobile: +974 44850463  
E-mail: [gm@falklandprojects.com](mailto:gm@falklandprojects.com)

#### KENYA

Nelliwa Builders Ltd  
Nairobi, Kenya  
Mobile: +254727329627  
E-mail: [info@morayme.com](mailto:info@morayme.com)

#### BAHRAIN

Mohammed Fakhroo & Bros. W.L.L  
Manama, Bahrain  
Mobile: +973 3990 1580  
Mobile: +973 17712002  
Mobile: +973 17275996  
E-mail: [sales@mylabfurniture.com](mailto:sales@mylabfurniture.com)

**BON LAB**  
LABORATORY FURNITURE +

[www.bonlabin.com](http://www.bonlabin.com)